

WHITE STYLE

Formato - Spessore / Size - Thickness
Format - Epaisseur / Format - Starke / Размер - Толщина

Finitura / Finish
Finition / Oberflächenausführung / Отделка

RIVESTIMENTI TRADIZIONALI
TRADITIONAL WALL TILES
REVELEMENTS TRADITIONNELS
HERKÖMMLICHE WANDFLIESEN
ТРАДИЦИОННАЯ НАСТЕННАЯ ПЛИТКА


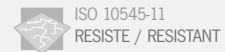
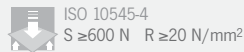
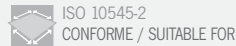
25x33,3 / 10"x13" - 7,8 mm

Satinato / Satin
Satiné / Satiniert / Сатинированный



CARATTERISTICHE TECNICHE / TECHNICAL DATA
CARACTERISTIQUES TECHNIQUES / TECHNISCHE DATEN / ТЕХНИЧЕСКИЕ ХАРАКТЕРИСТИКИ

Conforme alla norma **EN 14411 (ISO 13006)** Appendice **L** gruppo **BIII**
Complies with **EN 14411 (ISO 13006)** Appendix **L** Group **BIII**
Conforme à la norme **EN 14411 (ISO 13006)** Appendice **L** groupe **BIII**
Entsprechend **EN 14411 (ISO 13006)** Anhang **L** Gruppe **BIII**
Соответствует норме **EN 14411 (ISO 13006)** Приложение **L** группа **BIII**



PAVIMENTO COORDINATO / SUITABLE FLOOR CERAMIC TILES
CARREAUX DE SOL CONSEILLES / PASSENDE BODENFLIESEN
РЕКОМЕНДОВАННАЯ НАПОЛЬНАЯ ПЛИТКА

GRES PORCELLANATO SMALTATO
GLAZED PORCELAIN STONEWARE
GRES CERAME EMAILLE
GLASIERTES FEINSTEINZEUG
ГЛАЗУРОВАННЫЙ КЕРАМИЧЕСКИЙ ГРАНИТ

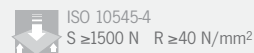
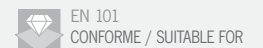
Formato - Spessore / Size - Thickness **Finitura / Finish**
Format - Epaisseur / Format - Starke / Размер - Толщина Finition / Oberflächenausführung / Отделка

30x30 / 12"x12" - 8,6 mm

Satinato / Satiné
Satiniert / Satin / Сатинированный

CARATTERISTICHE TECNICHE / TECHNICAL DATA
CARACTERISTIQUES TECHNIQUES / TECHNISCHE DATEN / ТЕХНИЧЕСКИЕ ХАРАКТЕРИСТИКИ

Conforme alla norma **EN 14411 (ISO 13006)** Appendice **G** gruppo **Bla**
Complies with **EN 14411 (ISO 13006)** Appendix **G** Group **Bla**
Conforme à la norme **EN 14411 (ISO 13006)** Appendice **G** groupe **Bla**
Entsprechend **EN 14411 (ISO 13006)** Anhang **G** Gruppe **Bla**
Соответствует норме **EN 14411 (ISO 13006)** Приложение **G** группа **Bla**





4GWS Style Soft
25x33,3 - 10"x13"



4GWP Style Paper
25x33,3 - 10"x13"

PAVIMENTO COORDINATO / SUITABLE FLOOR CERAMIC
TILES CARREAUX DE SOL CONSEILLÉS / PASSENDE BODENFLIESEN
РЕКОМЕНДОВАННАЯ НАПОЛЬНАЯ ПЛИТКА


30x30 / 12"x12"

GRÈS PORCELLANATO SMALTATO / GLAZED PORCELAIN STONEWARE
GRÈS CÉRAME ÉMAILLÉ / GLASIERTES FEINSTEINZEUG
ГЛАЗУРОВАННЫЙ КЕРАМИЧЕСКИЙ ГРАНИТ



3g06 Graphic Moka 30
30x30 - 12"x12"

PEI 2



3g05 Graphic Grey 30
30x30 - 12"x12"

PEI 2



3g04 Graphic Blue 30
30x30 - 12"x12"

PEI 3



3g03 Graphic Orange 30
30x30 - 12"x12"

PEI 4



3g01 Graphic Brown 30
30x30 - 12"x12"

PEI 3



3g02 Graphic Yellow 30
30x30 - 12"x12"

PEI 4

WHITE STYLE

25x33,3 / 10"x13" - 7,8 mm



4SPO Style Ins.P Orange
25x33,3 - 10"x13"




4SPG Style Ins.P Moka
25x33,3 - 10"x13"



4SPU Style Ins.P Blue
25x33,3 - 10"x13"



LSPO Style List. P Mix OR
3x25 - 1,2"x10"




LSPG Style List. P Mix MO
3x25 - 1,2"x10"



LSPU Style List. P Mix BL
3x25 - 1,2"x10"




LC3L Style List. 3C Mix BL
3x25 - 1,2"x10"



LC3G Style List. 3C Mix GR
3x25 - 1,2"x10"



LC3M Style List. 3C Mix MO
3x25 - 1,2"x10"




LC5L Style List. 5 C Mix BL
4,5x25 - 1,8"x10"



LC5G Style List. 5 C Mix GR
4,5x25 - 1,8"x10"




LC5M Style List. 5 C Mix MO
4,5x25 - 1,8"x10"




LS30 Style List. R33 Mix OR
6x33,3 - 2,4"x13"



LS3M Style List. F33 Mix MO
6x33,3 - 2,4"x13"



LS3B Style List. R33 Mix BL
6x33,3 - 2,4"x13"



LS3G Style List. F33 Mix GR
6x33,3 - 2,4"x13"



LS50 Style List. R25 Mix OR
3x25 - 1,2"x10"




LS5M Style List. F25 Moka
3x25 - 1,2"x10"



LS5B Style List. R25 Mix BL
3x25 - 1,2"x10"



LS5G Style List. F25 Grey
3x25 - 1,2"x10"



4SSF Style Soft Foro
25x33,3 - 10"x13"



LV3G Style List. V33 Grey*
2,5x33,3 - 1"x13"



4SPF Style Paper Foro
25x33,3 - 10"x13"



LV3B Style List. V33 Brown*
2,5x33,3 - 1"x13"



LSVG Style List.V Grey*
5x25 - 2"x10"




TSVG Style Tozz. V Grey*
5x5 - 2"x2"



LSVO Style List.V Brown*
5x25 - 2"x10"



TSVB Style Tozz. V Brown*
5x5 - 2"x2"



LASE Style List. 5 A Grey
4,5x25 - 1,8"x10"



TSAG Style Tozz. A Grey
5x5 - 2"x2"



LASM Style List. 5 A Moka
4,5x25 - 1,8"x10"



TSAO Style Tozz. A Moka
5x5 - 2"x2"



LSAE Style List. 2,5 A Grey
2,5x25 - 1"x10"



LSAM Style List. 2,5 A Moka
2,5x25 - 1"x10"



LOSG Style List. 12 O Grey
12,5x33,3 - 5"x13"



TSOG Style Tozz. O Grey
5x5 - 2"x2"



LSOG Style List. 4 O Grey
4,5x25 - 1,8"x10"



LOSOR Style List. 12 O Red
12,5x33,3 - 5"x13"



TSOR Style Tozz. O Red
5x5 - 2"x2"



LOSOR Style List. 4 O Red
4,5x25 - 1,8"x10"



LSTL Style List. T Blue
2,5x33,3 - 1"x13"



LSTM Style List. T Moka
2,5x33,3 - 1"x13"



LSOT Style List. T Orange
2,5x33,3 - 1"x13"

* Inserti in vetro. Da posare utilizzando solamente colla bianca uniformemente distribuita.
Glass inserts. Laid using only white glue distributed evenly.
Glaseinleger. Zum Verlegen nur weißen, gleichmäßig verteilten Kleber verwenden.
Inserts en verre. A poser exclusivement avec de la colle blanche répartie uniformément.
Вставки из стекла. Для укладки применять только белый клей, равномерно распределяя.