

LA BELLE COLLECTION

An exquisite selection of hand-crafted tiles that allows you to display the highest standards of design flair, whether in your kitchen or bathroom.



Tiles used in this setting
 KA5900 - Snowdrop gloss field
 KA5903 - Snowdrop gloss triangle
 KA5911 - Snowdrop gloss int. corner
 KA5913 - Snowdrop gloss ext. corner
 KA5736/KA5737 - Snowdrop gloss Exotic Fruits borders
 KA5736/KA5737 - Snowdrop gloss Exotic Fruits borders

COLOUR HARMONY

Just as an artist strives to blend subtle hues from a palette, so the interior designer looks for harmony of colour and texture. That is why Original Style's design team has carefully studied the very latest trends in high quality home decoration – and created a range of colours to complement them to perfection.

REFLECTIONS

OF TRUE QUALITY

These tiles can add a completely new dimension to your room. The sheer depth of their reflectivity picks up light, colour and shape from the surroundings to give an ever-changing surface that will surprise and delight.

SMALL IS BEAUTIFUL

Tiled areas in many modern homes tend to be tightly restricted, not only by space, but by layouts that incorporate ever more fittings and appliances. So, for the greatest design flexibility, you need tiles that are sized to suit. The 100mm (4") square size increases the opportunity for both colour variation and the composition of complete tableaux within these compact areas.

OBJETS D'ART

Our colourful hand-painted tiles, borders and plaques will add that final touch of individuality to your design scheme. Each one is a unique work of art and will delight for years to come.

Contents

■	4-7	Coupe de Fruits
■	8-9	Fruits Exotiques
■	10-11	Jardin d'Herbes
■	12-15	Légumes de Saison
■	16-17	Bon Appétit
■	18-20	Bouquet de Fleurs
■	21	Butterflies
■	22-23	À La Ferme
■	24-25	Coral Reef
■	26-27	Sea Shells
■	28-29	Fruits de Mer
■	30-31	Lily Pond
■	32-33	Seaside
■	34-35	Floral Garland
■	36-37	Autumn Leaves
■	38-43	Colour Palette
■	44-45	Specialty Tiles & Borders
■	46-47	Important Information





Coupe de Fruits

TRADITIONAL FRUITS – a series of 17 exquisitely relief-moulded designs portraying orchard and soft fruits. Each is available either individually hand-painted in colour on a choice of two backgrounds (Clematis or Camellia), individually hand-painted in delft blue on Camellia or with a deeply reflective, single-colour Snowdrop glaze.

Tiles: 100 x 100mm (4" x 4")
Plaque: 300 x 300mm (12" x 12")
Borders: 200 x 50mm (8" x 2")



Fruit Bowl Plaque KHP5819BN



Vine & Berries Border KHP5816BN



Mixed Fruit Border KHP5817BN



Tiles used in this setting KF5910 - Woodbine gloss trim KR5900 - Cloudberry gloss field
 K85900 - Clematis gloss field KF5911 - Woodbine gloss int. corner KHP5819BN - Hand-painted Fruit Bowl plaque

KHP5816BN - Hand-painted Vine & Berries border



Golden Apples KHP5800B



Blackberries KHP5801B



Cherries KHP5802B



Blackcurrants KHP5803BN



Gooseberries KHP5804B



Black Grapes KHP5805BN



Lemons KHP5806B



Orange KHP5807B

HAND-PAINTED DELFT ON CAMELLIA



Fruit Bowl Plaque KHP5819TG



Vine & Berries Border KHP5816TG



Blackcurrants KHP5803TG



Gooseberries KHP5804TG



Orange KHP5807TG



Strawberries KHP5811TG



Lemons KAS506 Snowdrop Glaze



Raspberries KHP5810B



Pears KHP5809B



Peaches KHP5808B



Red Apples KHP5813B



White Grapes KHP5812B



Strawberries KHP5811B

See table for full range of Snowdrop glazes available.

COUPE DE FRUITS	HAND-PAINTED ON CERAMICS	HAND-PAINTED ON CAMELLIA	HAND-PAINTED DELFT ON CAMELLIA	SNOWDROP GLAZE
Golden Apples	KHP5800B	KHP5800T	KHP5800TG	KA5800
Blackberries	KHP5801B	KHP5801T	KHP5801TG	KA5801
Cherries	KHP5802B	KHP5802T	KHP5802TG	KA5802
Blackcurrants	KHP5803B	KHP5803T	KHP5803TG	KA5803
Gooseberries	KHP5804B	KHP5804T	KHP5804TG	KA5804
Black Grapes	KHP5805B	KHP5805T	KHP5805TG	KA5805
Lemons	KHP5806B	KHP5806T	KHP5806TG	KA5806
Orange	KHP5807B	KHP5807T	KHP5807TG	KA5807
Peaches	KHP5808B	KHP5808T	KHP5808TG	KA5808
Pears	KHP5809B	KHP5809T	KHP5809TG	KA5809
Raspberries	KHP5810B	KHP5810T	KHP5810TG	KA5810
Strawberries	KHP5811B	KHP5811T	KHP5811TG	KA5811
White Grapes	KHP5812B	KHP5812T	-	-
Red Apples	KHP5813B	KHP5813T	-	-
Vine & Berries Border	KHP5816BN	KHP5816TN	KHP5816TG	KA5816
Mixed Fruit Border	KHP5817BN	KHP5817TN	KHP5817TG	KA5817
Fruit Bowl Plaque	KHP5819BN	KHP5819TN	KHP5819TG	KA5819

For your choice of field tile colours, please see pages 38 to 43.



Tiles used in this setting
 KJ5910 - Periwinkle gloss trim
 KJ5911 - Periwinkle gloss int. corner
 KF5900 - Woodbine gloss field
 KF5903 - Woodbine gloss int. triangle
 KHP5800T/KHP5813T - Hand-painted Coupe de Fruits on Camellia

See table for full range of Delft available.

Fruits Exotiques



TROPICAL FRUITS – a mouth-watering array of fresh fruits from around the world is presented in this superb set of relief-moulded and individually hand-painted designs available on Clematis background. Alternatively, you may select a deeply reflective, single-colour Snowdrop glaze.

Tiles: 100 x 100mm (4" x 4")
Plaque: 300 x 300mm (12" x 12")
Borders: 200 x 75mm (8" x 3")



Exotic Fruits Plaque KHP57398



Star Fruit & Lime KHP5766B



Tangerines & Kiwi Fruit KHP5727B



Tiles used in this setting K85900 - Cloudberry gloss field K85911 - Foxglove gloss int. corner
 K85900 - Clematis gloss field K85910 - Foxglove gloss trim KHP5720B/KHP5727B - Hand-painted Exotic Fruits tiles
 KHP57398 - Hand-painted Exotic Fruits plaque



Banana & Passion Fruit KHP5720B



Mango & Lychees KHP5721B



Melon & Kumquats KHP5722B



Persimmon & Cape Gooseberries KHP5723B



Pineapple & Tamarillos KHP5724B



Pomegranate & Figs KHP5725B



Banana to Pineapple Border KHP5736B



Star Fruit to Melon Border KHP5737B

FRUITS EXOTIQUES	HAND-PAINTED ON CLEMATIS	SNOWDROP GLAZE
Banana & Passion Fruit	KHP5720B	KAS720
Mango & Lychees	KHP5721B	KAS721
Melon & Kumquats	KHP5722B	KAS722
Persimmon & Cape Gooseberries	KHP5723B	KAS723
Pineapple & Tamarillos	KHP5724B	KAS724
Pomegranate & Figs	KHP5725B	KAS725
Star Fruit & Lime	KHP5726B	KAS726
Tangerines & Kiwi Fruit	KHP5727B	KAS727
Banana to Pineapple Border	KHP5736B	KAS736
Star Fruit to Melon Border	KHP5737B	KAS737
Exotic Fruits Plaque	KHP57398	KAS739

For your choice of field tile colours please see pages 38 to 43.



Jardin D'Herbes



HERBS – a collection of 11 beautifully relief-moulded designs representing some of the most popular herbs used for seasoning. Each is individually hand-painted on Clematis background.

Tiles: 100 x 100mm (4" x 4")

Plaque: 200 x 300mm (8" x 12")

Borders: 200 x 50mm (8" x 2")



Fresh Herbs Plaque KHP57788



Herbs Border KHP57766



Bouquet Garni Border KHP57778



Basil KHP57608



Bay KHP57618



Marjoram KHP57628



Mint KHP57638



Parsley KHP57648



Rosemary KHP57658



Sage KHP57668



Tarragon KHP57678



Tiles used in this setting KLS910 - Primrose gloss trim
KBS900 - Clematis gloss field
KHP57788 - Hand-painted Fresh Herbs plaque
KHP57608/KHP57678 - Hand-painted Fresh Herb tiles



Légumes De Saison

FRESH VEGETABLES – a selection of seasonal foods delightfully sculpted onto eight tiles, two 3-tile sets, two borders and a plaque. Each is available either individually hand-painted on a choice of two backgrounds or with a deeply reflective, single-colour Snowdrop glaze.

- Tiles:** 100 x 100mm (4" x 4")
- Plaque:** 300 x 300mm (12" x 12")
- Borders:** 200 x 75mm (8" x 3")
- 3-tile sets:** 100 x 300mm (4" x 12")



Tiles used in this setting KF5910 - Woodbine gloss trim
 KB5900 - Clematis gloss field
 SHC5900 - Taupe satin field
 KHP5700B/KHP5707B - Hand-painted Légumes de Saison tiles



Tiles used in this setting KF5910 - Woodbine gloss trim
 KB5900 - Clematis gloss field
 KM5900 - Ochris gloss field
 KHP5719B - Hand-painted/Vegetable Trug plaque
 KHP5700B/KHP5707B - Hand-painted Légumes de Saison tiles



Vegetable Trug Plaque KHP5719B



Carrots to Onion Border KHP5716B



Corn on the Cob to Cauliflower Border KHP5717B



Artichoke KHP57008



Beetroot KHP57018



Carrots KHP57028



Cauliflower KHP57038



Mushrooms KHP57048



Onions KHP57058



Peas KHP57068



Corn on the Cob KHP57078



Onions KA5705 Snowdrop Glaze



String of Garlic 3-tile Set KHP57138



String of Onions 3-tile Set KHP57148

LÉGUMES DE SAISON	HAND-PAINTED ON CLEMATIS	HAND-PAINTED ON CAMELLIA	SNOWDROP GLAZE
Artichoke	KHP57008	KHP5700T	KA5700
Beetroot	KHP57018	KHP5701T	KA5701
Carrots	KHP57028	KHP5702T	KA5702
Cauliflower	KHP57038	KHP5703T	KA5703
Mushrooms	KHP57048	KHP5704T	KA5704
Onions	KHP57058	KHP5705T	KA5705
Peas	KHP57068	KHP5706T	KA5706
Corn on the Cob	KHP57078	KHP5707T	KA5707
String of Garlic 3-tile set	KHP57138	-	KA5713
String of Onions 3-tile set	KHP57148	-	KA5714
Carrots to Onion Border	KHP57168	KHP5716T	KA5716
Corn on the Cob to Cauliflower Border	KHP57178	KHP5717T	KA5717
Vegetable Trug Plaque	KHP57198	KHP5719T	KA5719

For your choice of field tile colours please see pages 38 to 43.



Tiles used in this setting KR5910 - Cloudberry gloss trim KR5912 - Cloudberry gloss int. corner KR5913 - Cloudberry gloss ext. corner
 KB5900 - Clematis gloss field SHAS9000 - Almond satin field
 KHP5716B/KHP5717B - Hand-painted Légumes de Saison borders

Bon Appétit



Superbly sculpted and detailed tiles, borders and plaques, each displaying arrays of traditional foods from three different European countries, all individually hand-painted on Clematis background.

- Tiles:** 100 x 100mm (4" x 4")
- Plaque:** 300 x 200mm (12" x 8")
- Borders:** 198 x 35mm (7 7/8" x 1 1/4")
- Corner:** 35 x 35mm (1 1/8" x 1 1/8")



Olive Corner KHP5661B



Coffee Grinder KHP5652B



Olive KHP5648B



Olive Border KHP5654B



Tiles used in this setting
 LC5900 Eucalyptus gloss field
 KPS900 Clematis gloss field
 KHP5648B Hand-painted Olive
 KHP5654B Hand-painted Olive border
 KHP5661B Hand-painted Olive corner



French Country Table KHP5757B



English Country Table KHP5756B



Italian Country Table KHP5758BN



Teapot KHP5649B



Bread KHP5650B



Conserve KHP5651B



Decanter KHP5653B



Bouquet de Fleurs

FRESH FLOWERS – eleven delicately detailed, moulded designs depicting garden flowers, each available either individually hand-painted on Clematis background, or with a deeply reflective single-colour glaze.

Tiles: 100 x 100mm (4" x 4")
Plaque: 300 x 300mm (12" x 12")
Borders: 200 x 60mm (8" x 2 3/4")



Ring of Flowers Plaque KHP58398BN



Tiles used in this setting KB5900 - Clematis gloss field KB5911 - Clematis gloss int. corner
 KHP58398BN - Hand-painted Ring of Flowers plaque
 KHP58378BN/KHP58368BN - Hand-painted Bouquet de Fleurs borders



Morning Glory KHP58208BN



Daffodils KHP58218BN



Iris KHP58228BN



Lilies KHP58238BN



Poppy KHP58248BN



Roses KHP58258BN



Sunflower KHP58268BN



Tulips KHP58278BN



Tiles used in this setting KB5903 - Clematis gloss triangle KHP5820BN/KHP5827BN - Hand-painted Bouquet de Fleurs tiles
 KB5900 - Clematis gloss field KB5904 - Primrose gloss delta



Sunflower to Irises Border KHP5836BN



Daffodil to Morning Glory Border KHP5837BN

Butterflies



Dainty versions of popular English butterflies, these single tiles are a delight. All six are delicately hand-painted in eye-catching colours to match beautifully with the wide range of plain field tiles available.

Tiles: 100 x 100mm (4" x 4")



Tiles used in this setting KB5900 - Clematis gloss field KHP5655B/KHP5660B - Hand-painted Butterflies tiles



Painted Lady KHP5657B



Peacock KHP5658B



Tortoiseshell KHP5660B



Swallowtail KHP5659B



Fritillary KHP5656B



Admiral KHP5655B

BOUQUET DE FLEURS	HAND-PAINTED ON CLEMATIS	SNOWDROP GLAZE
Morning Glory	KHP5820BN	KA5820
Daffodils	KHP5821BN	KA5821
Irises	KHP5822BN	KA5822
Lilies	KHP5823BN	KA5823
Poppy	KHP5824BN	KA5824
Roses	KHP5825BN	KA5825
Sunflower	KHP5826BN	KA5826
Tulips	KHP5827BN	KA5827
Sunflower to Irises Border	KHP5836BN	KA5836
Daffodil to Morning Glory Border	KHP5837BN	KA5837
Ring of Flowers Plaque	KHP5839BN	KA5839

For your choice of field tile colours please see pages 38 to 43.



À La Ferme

FARMYARD ANIMALS – a series of 13 authentically relief-moulded designs with characteristic animals, birds and scenes, each available individually hand-painted on Clematis background.

Tiles: 100 x 100mm (4" x 4")

Plaque: 300 x 300mm (12" x 12")

Borders: 200 x 50mm (8" x 2")



Farmyard Plaque KHP5799B



Poultry Border KHP5794B



Piglet & Lamb Border KHP5795B



Piglets Border KHP5796B



Ceese Border KHP5797B



Hen & Chicks KHP5780B



Cockerel KHP5781B



Cow KHP5782B



Ducks KHP5783B



Ceese KHP5784B



Pig KHP5785B



Ewe & Lamb KHP5786B



Shire Horse KHP5787B

Tiles used in this setting
 KN5910 - Crabapple gloss trim
 KP5903 - Honeysuckle gloss field
 K85900 - Clematis gloss field
 KHP5794B/KHP5797B - Hand-painted À La Ferme borders
 KHP5799B - Hand-painted Farmyard plaque

Coral Reef



Discover the splendours of tropical marine life with these 12 intricately relief-moulded designs, all available individually hand-painted. On each tile the decoration extends to the edge of the tile or border and there is no visible background colour. This allows you to select from the complete palette of field tiles to suit your taste.

Tiles: 100 x 100mm (4" x 4")
Plaque: 300 x 200mm (12" x 8")
Borders: 200 x 50mm (8" x 2")



Tiles used in this setting
 KA5900 - Snowdrop gloss field
 K55910 - Hyacinth gloss trim
 K55911 - Hyacinth gloss int. corner
 KHP5888 - Hand-painted Coral Reef plaque



Coral Reef Plaque KHP5888



Emperor & Clown Fish Border KHP5884



Turtle & Angel Fish Border KHP5885



Seahorse & Conch Border KHP5886



Angel Fish KHP5870



Conch Shell KHP5871



Seahorses KHP5872



Starfish KHP5873



Turtle KHP5874



Coral KHP5875



Emperor Fish KHP5876



Clown Fish KHP5877



Sea Shells

You can almost hear the waves crashing on the shore, such is the realism of these delightfully sculpted tiles depicting shells and starfish from seashores around the world. Choose from 9 beautifully detailed designs with each shell individually hand-painted on Camellia background and selected shells featuring a luxurious lustre finish.

Tiles: 100 x 100mm (4" x 4")



Tiles used in this setting
 LA5900 - Dahlia gloss field
 KM45910 - Orchis gloss trim
 KM8904 - Orchis gloss delta trim
 KL5900 - Primrose gloss field
 KL5903 - Primrose gloss triangle
 KHP54217/KHP58477 - Hand-painted Sea Shell tiles

Tiles used in this setting
 KTS900 - Camellia gloss field
 LD5900 - Bamboo gloss field
 EW-OAHUB - Pebble mosaic border
 Pink Oahu
 KHP54217/KHP58477 - Hand-painted Sea Shell tiles



Cone Shell KHP5421T (Lustre)



Indian Jewel KHP5424T (Lustre)



Sea Star KHP5425T



Butterfly Shell KHP5427T



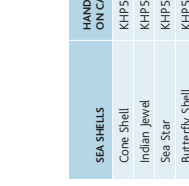
Tulip Shell KHP5428T (Lustre)



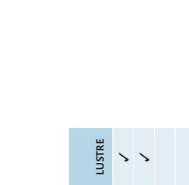
Clam KHP5840T (Lustre)



Scallop KHP5845T



Spider Conch KHP5846T



Oyster KHP5847T (Lustre)

SEA SHELLS	HAND-PAINTED ON CAMELLIA	LUSTRE
Cone Shell	KHP5421T	✓
Indian Jewel	KHP5424T	✓
Sea Star	KHP5425T	
Butterfly Shell	KHP5427T	
Tulip Shell	KHP5428T	✓
Clam	KHP5840T	✓
Scallop	KHP5845T	✓
Spider Conch	KHP5846T	✓
Oyster	KHP5847T	✓


SPECIAL WARNING
 To ensure the long life of the hand-painted lustre effect, it is recommended that care be taken when fixing to avoid contact with grout. Cleaning with abrasive materials, strong acid and alkaline chemicals should be avoided.
 For your choice of field tile colours, please see pages 38 to 43.

Fruits De Mer



SEAFOOD – eleven realistically sculptured designs featuring delicacies from the ocean. Each is available individually hand-painted in colour on a choice of two backgrounds (Clematis or Camellia) or with a deeply reflective, single-colour Snowdrop glaze. Selected shells feature a luxurious lustre finish, as indicated underneath the individual tile photographs.

Tiles: 100 x 100mm (4" x 4")
Plaque: 300 x 200mm (12" x 8")
Borders: 200 x 50mm (8" x 2")



Tiles used in this setting KR5910 - Cloudberry gloss trim KH5900 - Fogget-me-not gloss field
 KB5900 - Clematis gloss field KR5911 - Cloudberry gloss int. corner KH5958B - Hand-painted Sea Harvest plaque borders
 KHP5856B/KHP5855B - Hand-painted Fruits de Mer borders



Sea Harvest Plaque KHP5858B

See table for full range of Snowdrop glaze available.



Oyster KA5847



Clam KHP5840B (Lustre)



Crab KHP5841B



Lobster KHP5842B



Mussels KHP5843B (Lustre)



Prawn KHP5844B



Scallop KHP5845B



Spider Conch KHP5846B (Lustre)



Oyster KHP5847B (Lustre)

FRUITS DE MER	HAND-PAINTED ON CLEMATIS	HAND-PAINTED ON CAMELLIA	SNOWDROP GLAZE
Clam	KHP5840B	KHP5840T	KA5840
Crab	KHP5841B	KHP5841T	KA5841
Lobster	KHP5842B	KHP5842T	KA5842
Mussels	KHP5843B	KHP5843T	KA5843
Prawn	KHP5844B	KHP5844T	KA5844
Scallop	KHP5845B	KHP5845T	KA5845
Spider Conch	KHP5846B	KHP5846T	KA5846
Oyster	KHP5847B	KHP5847T	KA5847
Sea Shells Border	KHP5855B	KHP5855T	KA5855
Shellfish Border	KHP5856B	KHP5856T	KA5856
Sea Harvest Plaque	KHP5858B	KHP5858T	KA5858

For your choice of field tile colours please see pages 38 to 43.



Sea Shells Border KHP5855T



Shellfish Border KHP5856B



Lily Pond

Relax in the idyllic surroundings of a water lily pond with these enchanting creatures. Choose from 8 single tiles, 4 fabulous borders which can be used independently and a magnificent plaque. All individually hand-painted on Clematis background, in a myriad of delightful colours.

Tiles: 100 x 100mm (4" x 4")
Plaque: 300 x 300mm (12" x 12")
Borders: 200 x 60mm (8" x 2 1/2")



Tiles used in this setting JC8902 - Aqua Mist rope twist moulding KHP54148/KHP54178 - Hand-painted Frog borders
 LB5900 - Ceranium gloss field KT5900 - Camellia gloss field



Leaping Frog Border KHP54148



Frog Tales Border KHP54158



Frog Chorus Border KHP54168



Water Lily Border KHP54178



Dragonfly KHP54008



Frog & Butterfly KHP54028



Heron KHP54048



Leaping Fish KHP54018



Frog & Reeds KHP54038



Kingfisher KHP54058



Mallard Duck KHP54068



Peacock Butterflies KHP54078



Lily Pond Plaque KHP54198



Seaside

TUBE-LINED TILES – Tube-lining is a method of decorating glazed tiles developed by the tile makers of late Victorian England. It requires a high degree of skill, as the outline of each design is piped on to each individual tile. Different coloured translucent glazes are then applied – again by hand – to the separate areas of the design to create miniature works of art.

Tiles: 100 x 100mm (4" x 4")

Borders: 200 x 75mm (8" x 3")

12-tile Panel: 310 x 415mm (12 1/4" x 16 1/2") varies with grout width.



Tiles used in this setting

KAS590 - Snowdrop-gloss field

KAB904 - Snowdrop-gloss delta trim

5308 - 5313 - Seaside tube-lined tiles



Sun Worship 5317



Day Trip 5318

12-tile panel (not to scale)



Beach Toys 5319



Hazy Lazy Days 5320



Sea Spirit 5321



Seaside 5301



Mary Celeste 5302



Sailor Sam 5303



Up and Away 5308



Surfs Up 5309



Pirate Pete 5304



Billy Budd 5305



Salty Simon 5310



Nautical Nelly 5311



Barnacle Bill 5306



Wobbly Wave 5307



Jelly Roger 5312



Day Dreaming 5313



Floral Garland

TUBE-LINED FLOWER TILES – Tube-lining is a method of decorating glazed tiles developed by the tile makers of late Victorian England. It requires a high degree of skill, as the outline of each design is piped on to each individual tile. Different coloured translucent glazes are then applied – again by hand – to the separate areas of the design to create miniature works of art. Background colour is Clematis.

Tiles: 100 x 100mm (4" x 4")



Tiles used in this setting
 KN5910 - Crabapple gloss trim
 KN5903 - Foxglove gloss triangle
 KB5900 - Clematis gloss field
 KN5903 - Crabapple gloss triangle
 KN5903 - Crabapple gloss triangle
 5560/5569 - Floral Garland tube-lined tiles



Sea Bindweed 5960



Daisy 5963



Fuchsia 5966



Morning Primrose 5969



Meadow Cranesbill 5962



Woodland Forget-me-not 5965



Spring Periwinkle 5968



Golden Buttercup 5961



Wild Rose 5964



Cottage Honeysuckle 5967



Autumn Leaves

This charming collection of 8 tiles captures the beauty of garden foliage in the minutest detail. The leaves, from trees, shrubs and garden plants, are set against subtle abstract backgrounds in a variety of warm, natural shades to create exquisite artistic miniatures. Background colour is Clematis.

Tiles: 100 x 100mm (4" x 4")



Tiles used in this setting - SHB5900 - Parchment satin field. 5981KB/5989KB - Autumn Leaves decorative tiles



Tiles used in this setting - KF5900 - Woodbine gloss field. KF5911 - Woodbine int. corner. KB5900 - Clematis gloss field. KF5910 - Woodbine gloss trim. 5981KB/5989KB - Autumn Leaves decorative tiles



Common Ivy 5981KB



Fern 5982KB



Yew 5983KB



English Elm 5984KB



Cypress 5986KB



Nettle 5987KB




Trailing Ivy 5988KB



Birch 5989KB


COLOUR PALETTE SATIN



Coconut STA
Gardenia SGA
Parchment SHB
Pistachio SKH




Lichen SKC
Avocado SKD
Sea Grass SKF
Moss SKG



Delft SLB
Parisian SMC
Gentian SHB
Weigwood SLA



Dawn SVA
Storm SVB
Dusk SVC
Midnight SEB



Almond SHA
Taupe SHC
Ochre SHD
Mandarin SPA



Sand SHF
Salmon SHB
Carne SHB
Terracotta SMA



Tiles used in this setting
SHC5900 Taupe satin field
SKC5900 Lichen satin field
SVA5900 Dawn satin field

Colour Palette	Almond	Taupe	Ochre	Mandarin	Sand	Salmon	Carne	Terracotta	Shading
Field Tile 100x100mm (4" x 4") 100x300mm (4" x 3") 100x300mm (4" x 3")	SHA5900	SHC5900	SHD5900	SPA5900	SHF5900	SHB5900	SHB5900	SMA5900	The subtle variations in shade between tiles give a wonderful impression of depth to tiled areas. It is important, therefore, to spend some time to achieve the most pleasing distribution of shades before laying tiles.
Colour Palette	Almond	Taupe	Ochre	Mandarin	Sand	Salmon	Carne	Terracotta	
Field Tile 100x100mm (4" x 4") 100x300mm (4" x 3") 100x300mm (4" x 3")	SHA5910	SHC5910	SHD5910	SPA5910	SHF5910	SHB5910	SHB5910	SMA5910	

Colour Palette	Coconut	Gardenia	Parchment	Pistachio	Lichen	Avocado	Sea Grass	Moss	Delft	Parisian	Gentian	Weigwood	Dawn	Storm	Dusk	Midnight
Field Tile 100x100mm (4" x 4") 100x300mm (4" x 3") 100x300mm (4" x 3")	STA5910	SGA5910	SHB5910	SKH5910	SKC5910	SKD5910	SKF5910	SKG5910	SLB5910	SMC5910	SHB5910	SUA5910	SVA5910	SVB5910	SVC5910	SEB5910
Colour Palette <th>Coconut</th> <th>Gardenia</th> <th>Parchment</th> <th>Pistachio</th> <th>Lichen</th> <th>Avocado</th> <th>Sea Grass</th> <th>Moss</th> <th>Delft</th> <th>Parisian</th> <th>Gentian</th> <th>Weigwood</th> <th>Dawn</th> <th>Storm</th> <th>Dusk</th> <th>Midnight</th>	Coconut	Gardenia	Parchment	Pistachio	Lichen	Avocado	Sea Grass	Moss	Delft	Parisian	Gentian	Weigwood	Dawn	Storm	Dusk	Midnight
Field Tile 100x100mm (4" x 4") 100x300mm (4" x 3") 100x300mm (4" x 3")	STA5910	SGA5910	SHB5910	SKH5910	SKC5910	SKD5910	SKF5910	SKG5910	SLB5910	SMC5910	SHB5910	SUA5910	SVA5910	SVB5910	SVC5910	SEB5910

COLOUR PALETTE MATT



Sucre MA



Crème MB



Lemon Tea MH



Latte MJ



Earl Grey MC



Tiles used in this setting
MB5900 Crème matt field MB5910 Crème matt trim MJ5900 Latte matt field

Field Tile 100x100x10mm (4" x 4" x 3/8") 100x300x10mm (4" x 1' x 3/8")	Colour Palette	Sucre	Crème	Lemon Tea	Latte	Earl Grey
	MAS900	MB5900	MH5900	MJ5900	MC5900	
	MAS910	MB5910	MH5910	MJ5910	MC5910	

Shading
The subtle variations in shade between tiles give a wonderful impression of depth to the wall. It is important for the tiles to spend some time to achieve the most pleasing distribution of shades before using tiles.

COLOUR PALETTE METALLIC



Gold NA
Field Tile: 100 X 100 X 10mm (4" x 4" x 3/8")



Graphite NN



Bronze NE



Gold NB5932
Cabochon Cut Frame Tile
Field Tile: 100 x 100 x 10mm (4" x 4" x 3/8")



Gold NB5930
Square Cut Frame Tile



Gold NB5931
Brilliant Cut Frame Tile



Rail Moulding NA5919
200 x 30mm (8" x 1 1/4")



Delta Moulding NA8904
200 x 12mm (8" x 1/2")



Braid Moulding NA9918
200 x 16mm (8" x 1/2")



Cable Moulding NB9912
200 x 25mm (8" x 1")



Graphite NM6933
Diamond Gemstone




Graphite NM6934
Facet Gemstone



Graphite NM6935
Solitaire Gemstone

Colour Palette	Gold	Graphite	Bronze
Field Tile	NA5900	NN5900	NE5900
Cable Moulding	NB9912	NM6912	-
Delta Moulding	NA8904	NN8904	-
Braid Moulding	NA9918	NN9918	-
Rail Moulding	NA5919	NN5919	-
Brilliant Cut Frame Tile	NB5931	NM6931	-
Cabochon Cut Frame Tile	NB5932	NM6932	-
Square Cut Frame Tile	NB5930	NM6930	-
Facet Gemstone	NB6934	NM6934	-
Solitaire Gemstone	NB6935	NM6935	-
Diamond Gemstone	NB6933	NM6933	-

Graphite Glazed Tiles
Graphite Glazed Tiles have a copper-based glaze which is prone to discoloration by soap scum. When used in high humidity areas, for example in lemon-scented soaps, to minimise this, wash with clean water only and dry. These tiles are recommended for use in dry areas only.




Tiles used in this setting
NN5900 Graphite metallic field



SPECIALITY TILES & BORDERS AVAILABLE IN GLOSS ONLY

This superb choice of special mouldings enables you to embellish your kitchen or bathroom tiling with attractive, professionally finished rails, frames, borders and worktop edging. They are available in a choice of colours as shown in the table below.



Frame/Rail moulding KP5910
100 x 30mm (4" x 1 1/4")



Frame int. corner moulding (Set of 4) KP5911
30 x 30mm (1 1/4" x 1 1/4")



Frame ext. corner moulding (Set of 4) KP5914
30 x 30mm (1 1/4" x 1 1/4")



Rail int. corner moulding (Set of 4) KP5912
30 x 30mm (1 1/4" x 1 1/4")



Qtr round trim ext. glazed KP5916
100 x 30mm (4" x 1 1/4")




Qtr round beak ext. glazed (Set of 4) KP5951
200 x 30mm (8" x 1 1/4")



Rope Twist KR8902
200 x 30mm (8" x 1 1/4")



Delta Trim KR8904
200 x 12mm (8" x 1/2")



Plain V-cap edging tile KB5952
100 x 52 x 48mm (4" x 2" x 2")



Plain V-cap internal corner KB5953
100 x 52 x 48mm (4" x 2" x 2")



Plain V-cap external corner KB5954
100 x 52 x 48mm (4" x 2" x 2")

Colour Palette	Ionian	Forget-me-not	Pewee	Nero	Dohila	Levander	Hyacinth	Columba	Ceranium	Aqua Mist	Adriatic	Pewee	Eucalyptus Mix	Cranapple	Woodbine	Laurel
Frame/rail moulding	KS910	KH5910	KJ5910	JK5910	LA5910	KU5910	KS5910	KG5910	LU5910	CS910	AS910	JS910	LS910	KN5910	KE5910	KE5910
Frame int corner moulding	KS911	KH5911	KJ5911	JK5911	LA5911	KU5911	KS5911	KG5911	LU5911	CS911	AS911	JS911	LS911	KN5911	KE5911	KE5911
Rail int corner moulding	KS912	KH5912	KJ5912	JK5912	LA5912	KU5912	KS5912	KG5912	LU5912	CS912	AS912	JS912	LS912	KN5912	KE5912	KE5912
Rail ext corner moulding	KS913	KH5913	KJ5913	JK5913	LA5913	KU5913	KS5913	KG5913	LU5913	CS913	AS913	JS913	LS913	KN5913	KE5913	KE5913
Frame ext corner moulding	KS914	KH5914	KJ5914	JK5914	LA5914	KU5914	KS914	KG5914	LU5914	CS914	AS914	JS914	LS914	KN5914	KE5914	KE5914
Qtr round trim ext glazed	KS916	KH5916	KJ5916	JK5916	LA5916	KU5916	KS916	KG5916	LU5916	CS916	AS916	JS916	LS916	KN5916	KE5916	KE5916
Qtr round beak ext glazed	KS951	KH5951	KJ5951	JK5951	LA5951	KU5951	KS951	KG5951	LU5951	CS951	AS951	JS951	LS951	KN5951	KE5951	KE5951
Plain V-cap internal corner	-	-	-	-	-	-	-	-	-	-	-	-	-	-	-	-
Plain V-cap external corner	-	-	-	-	-	-	-	-	-	-	-	-	-	-	-	-
Rope twist	-	KH8902	KJ8902	JK8902	LA8902	KU8902	KS8902	KG8902	LU8902	CS8902	AS8902	JS8902	LS8902	KN8902	KE8902	KE8902
Delta trim	KS8904	KH8904	KJ8904	JK8904	LA8904	KU8904	KS8904	KG8904	LU8904	CS8904	AS8904	JS8904	LS8904	KN8904	KE8904	KE8904

Colour Palette	Ionian	Forget-me-not	Pewee	Nero	Dohila	Levander	Hyacinth	Columba	Ceranium	Aqua Mist	Adriatic	Pewee	Eucalyptus Mix	Cranapple	Woodbine	Laurel
Frame/rail moulding	KS910	KH5910	KJ5910	JK5910	LA5910	KU5910	KS5910	KG5910	LU5910	CS910	AS910	JS910	LS910	KN5910	KE5910	KE5910
Frame int corner moulding	KS911	KH5911	KJ5911	JK5911	LA5911	KU5911	KS5911	KG5911	LU5911	CS911	AS911	JS911	LS911	KN5911	KE5911	KE5911
Rail int corner moulding	KS912	KH5912	KJ5912	JK5912	LA5912	KU5912	KS5912	KG5912	LU5912	CS912	AS912	JS912	LS912	KN5912	KE5912	KE5912
Rail ext corner moulding	KS913	KH5913	KJ5913	JK5913	LA5913	KU5913	KS5913	KG5913	LU5913	CS913	AS913	JS913	LS913	KN5913	KE5913	KE5913
Frame ext corner moulding	KS914	KH5914	KJ5914	JK5914	LA5914	KU5914	KS914	KG5914	LU5914	CS914	AS914	JS914	LS914	KN5914	KE5914	KE5914
Qtr round trim ext glazed	KS916	KH5916	KJ5916	JK5916	LA5916	KU5916	KS916	KG5916	LU5916	CS916	AS916	JS916	LS916	KN5916	KE5916	KE5916
Qtr round beak ext glazed	KS951	KH5951	KJ5951	JK5951	LA5951	KU5951	KS951	KG5951	LU5951	CS951	AS951	JS951	LS951	KN5951	KE5951	KE5951
Plain V-cap internal corner	-	-	-	-	-	-	-	-	-	-	-	-	-	-	-	-
Plain V-cap external corner	-	-	-	-	-	-	-	-	-	-	-	-	-	-	-	-
Rope twist	-	KH8902	KJ8902	JK8902	LA8902	KU8902	KS8902	KG8902	LU8902	CS8902	AS8902	JS8902	LS8902	KN8902	KE8902	KE8902
Delta trim	KS8904	KH8904	KJ8904	JK8904	LA8904	KU8904	KS8904	KG8904	LU8904	CS8904	AS8904	JS8904	LS8904	KN8904	KE8904	KE8904

IMPORTANT INFORMATION

Dimensions

Nominal dimensions for all Original Style tiles shown in this brochure are given in the introduction to each range. Owing to their deliberately rustic character, actual dimensions will vary from these figures.

With respect to 100x100mm (4" x 4") tiles however, you will need 100 tiles per square metre (81 tiles per square yard) plus a 5% allowance for wastage. All dimensions are subject to a tolerance of +2.5mm or 1/8".

Technical Specification

Original Style tiles conform to **BS EN14411**.

Shading

The distinctive yet subtle variations in shade within each tile, border or plaque and between individual pieces give a wonderful impression of depth to tiled areas. It is essential, therefore, to spend some time to achieve the most pleasing distribution of shades before fixing. There may also be subtle shade variations between the background colour on decorative tiles and their matching field tile due to their handmade nature.

Installation

Detailed installation methods for internal applications are specified in **B55385 Part 1** and **ANSI A108**.

Original Style wall tiles are not recommended for exterior use.

For detailed advice on the particular adhesives to use in a variety of circumstances, please ask your supplier for the Original Style leaflet Ceramic Wall Tiles – Fixing and Cleaning Instructions (applicable in the UK only).

In the USA please follow the recommendations of a reputable adhesive manufacturer and always comply with American National Standards Institution (ANSI) specifications as set out in the Handbook for Ceramic Tile Installation published by the Tile Council of America.

Grouting

In all installations, seal joints with an impervious grout such as BAL Supergrout. If joints are not completely watertight, moisture can be absorbed into the tile body causing stains to show through the translucent glaze.

Use an average grout space of at least 3mm to allow for the variations in tile dimensions.

Cleaning

Wash down tiled surfaces with either clean water or a neutral (i.e. not acidic or alkaline) detergent. Dry off and polish with a dry duster. Please note, the use of certain acid based cleaning products may cause some of the tiles to react and change in character.

Laurel (Dark Green) and Graphite Glazed Tiles – Special Warning

Laurel tiles (see page 39) have a copper based glaze which is prone to discolouration by very mild acids often found in the home, for example lemon scented soaps. To minimise this, wash with clean water only and immediately wipe dry. These tiles are recommended for use in dry areas only.

Crazing

Highly glazed ceramic tiles may craze with time, and no guarantee can be given against this occurring. Tube-lined tiles, in particular, are more prone to this natural process and additional care should be taken as to where these are used. When used in wet areas, crazed tiles should be sealed with an impregnator to stop moisture penetrating the body of the tile and causing discolouration.

Tiles with the Lustre Effect

To ensure the long life of the hand-painted lustre effect on selected tiles (see pages 26 - 29), it is recommended that care be taken when fixing to avoid contact with grout. Cleaning with abrasive materials and strong acid or alkaline chemicals should also be avoided.

Use of tiles on counter top surfaces

Snowdrop, Clematis and Camellia field tiles are manufactured with a harder glaze than other colours. Accordingly, only these colours are suitable for counter top surfaces.

Do not forget, however, that if using these tiles on kitchen work surfaces, knives and other implements can still scratch the glaze so Original Style recommend the use of a chopping board or toughened glass surface protector when preparing food or carrying out similar tasks.

Additionally, it is important to fix the tiles with both an adhesive and grout that are impervious to water and easy to clean. For example, either BAL Grip or BAL Flex would be acceptable as adhesives with an epoxy grout such as BAL Easy epoxy Grout.

Photography

Owing to variations in studio lighting and printing inks, the tile colours shown in this brochure may differ slightly from those of the actual tiles. Before making your choice it is always advisable to ask your Original Style supplier to show you a sample.

Limits of liability

Original Style accepts no liability for the faulty installation of its tiles. In the case of any claim relating to the tiles themselves Original Style's liability, to the extent permitted by law, is limited to either the replacement of the product or a refund of the cost of the product, and does not extend to cover any consequential loss. Tiles must be inspected prior to installation and claims cannot be considered after the tiles have been installed.

Please be advised that installation constitutes acceptance of the quality, colour, texture, shade and size of tiles.

Original Style warrants that its tiles conform to their description and are fit for their purpose.

Original Style makes no other express or implied warranty as to fitness or suitability of the products for particular installations. We extend no guarantees, express or implied, as to wear resistance or maintenance procedures.

Please note, the use of certain acid based cleaning products may cause some of the tiles to react and change in character.

With thanks to:

Turnstyle Designs - Door Furniture www.turnstyledesigns.com
 Orange Tree Interiors - Accessories www.orangetreinteriors.co.uk
 Shires Bathrooms Ltd 01274 521199 www.shires-bathrooms.com
 The Cook Shop - Kitchen Utensils 01392 258576
 Beach Bros Ltd - Workshops 01392 421000 www.beachbros.co.uk
 J. Searle & Son - Hobs 01392 643242

Tiles used in this setting
 NN5900 - Graphite metallic field

