

GRANIGLIATI

Formato - Spessore / Size - Thickness
Format - Epaisseur / Format - Stärke / Размер - Толщина

Finiture alternative / Alternative finishes
Autres finitions / Alternative Oberflächen / Альтернативные отделки

GRES PORCELLANATO TECNICO

TECHNICAL PORCELAIN STONEWARE
GRES CERAME TECHNIQUE
TECHNISCHES FEINSTEINZEUG
ТЕХНИЧЕСКИЙ КЕРАМИЧЕСКИЙ ГРАНИТ

RETTIFICATO 30x30 LEVIGATO

RECTIFIED 30x30 POLISHED
RECTIFIE 30x30 POLI
GESCHLIFFEN 30x30 POLIERT
РЕТИФИЦИРОВАННАЯ 30x30 ПОЛИРОВАННАЯ

30x30 / 12"x12" - **8,6 mm**
30x30 / 12"x12" Levigato Rettificato - **8,0 mm**

Matt / Matt
Mat / Matt / Матовый

Strutturato / Textured
Structuré / Strukturiert / Структурная

Levigato / Polished
Poli / Poliert / Полированная

CARATTERISTICHE TECNICHE / TECHNICAL DATA

CARACTERISTIQUES TECHNIQUES / TECHNISCHE DATEN / ТЕХНИЧЕСКИЕ ХАРАКТЕРИСТИКИ

Conforme alla norma **EN 14411 (ISO 13006)** Appendice **G** gruppo **Bla**
Complies with **EN 14411 (ISO 13006)** Appendix **G** Group **Bla**
Conforme à la norme **EN 14411 (ISO 13006)** Appendice **G** groupe **Bla**
Entsprechend **EN 14411 (ISO 13006)** Anhang **G** Gruppe **Bla**
Соответствует норме **EN 14411 (ISO 13006)** Приложение **G** группа **Bla**

Matt 30x30 / 12"x12"	Levigato Rettificato 30x30 / 12"x12"	Strutturato 30x30 / 12"x12"
ISO 10545-2 ±0,3%	ISO 10545-2 ±0,1%	ISO 10545-2 ±0,3%
ISO 10545-2 ±0,3%	ISO 10545-2 ±0,1%	ISO 10545-2 NON APPLICABLE / NOT APPLICABLE
ISO 10545-3 ≤0,1%	ISO 10545-3 ≤0,1%	ISO 10545-3 ≤0,1%
ISO 10545-4 S ≥1500 N R ≥45 N/mm ²	ISO 10545-4 S ≥1300 N R ≥40 N/mm ²	ISO 10545-4 S ≥1500 N R ≥45 N/mm ²
EN 101 CONFORME / COMPLIES WITH	EN 101 MOHS 5	EN 101 CONFORME / COMPLIES WITH
ISO 10545-6 ≤130 mm ³	ISO 10545-6 ≤150 mm ³	ISO 10545-6 ≤130 mm ³
ISO 10545-8 ≤7 MK ⁻¹	ISO 10545-8 ≤7 MK ⁻¹	ISO 10545-8 ≤7 MK ⁻¹
ISO 10545-9 RESISTE / RESISTANT	ISO 10545-9 RESISTE / RESISTANT	ISO 10545-9 RESISTE / RESISTANT
ISO 10545-12 RESISTE / RESISTANT	ISO 10545-12 RESISTE / RESISTANT	ISO 10545-12 RESISTE / RESISTANT
METODO B.C.R.A. >0,40	METODO B.C.R.A. <0,40	METODO B.C.R.A. >0,40
ASTM C 1028 (S.C.O.F.) ≥0,60 DRY ≥0,60 WET	ASTM C 1028 (S.C.O.F.) ≥0,60 DRY ≤0,50 WET	ASTM C 1028 (S.C.O.F.) ≥0,60 DRY ≥0,60 WET
DIN 51130 R9	DIN 51130 N.C.	DIN 51130 R11
ISO 10545-13 RESISTE / RESISTANT	ISO 10545-13 RESISTE / RESISTANT	ISO 10545-13 RESISTE / RESISTANT
ISO 10545-14 5	ISO 10545-14 5	ISO 10545-14 5

Formato - Spessore / Size - Thickness
 Format - Epaisseur / Format - Stärke / Размер - Толщина

Finitura / Finish
 Finition / Oberflächenausführung / Отделка

20x20 / 8"x8" - **8,6 mm**
20x20 / 8"x8" * - **12 mm**
12,5x25 / 5"x10" - **8 mm**

Matt / Matt
 Mat / Matt / Матовый

Strutturato / Textured
 Structuré / Strukturiert / Структурная

Antidrucciolo tipo T / Anti-slip type T
 Antidérapant du type T / Rutschsicherheit Typ T
 Противоскользящая поверхность типа T

* **Spessorati / Thick**
 À épaisseur majorée / Überstärke
 Утолщенная / Утолщенные



Matt 20x20 / 8"x8" 12,5x25 / 5"x10"	Spessorati 20x20 / 8"x8"
ISO 10545-2 CONFORME / COMPLIES WITH	ISO 10545-2 CONFORME / COMPLIES WITH
ISO 10545-2 ±0,3%	ISO 10545-2 ±0,3%
ISO 10545-3 ≤0,1%	ISO 10545-3 ≤0,1%
ISO 10545-4 S ≥1500 N R ≥45 N/mm ²	ISO 10545-4 S ≥3000 N
EN 101 CONFORME / COMPLIES WITH	EN 101 CONFORME / COMPLIES WITH
ISO 10545-6 ≤130 mm ³	ISO 10545-6 ≤130 mm ³
ISO 10545-8 ≤7 MK ⁻¹	ISO 10545-8 ≤7 MK ⁻¹
ISO 10545-9 RESISTE / RESISTANT	ISO 10545-9 RESISTE / RESISTANT
ISO 10545-12 RESISTE / RESISTANT	ISO 10545-12 RESISTE / RESISTANT
METODO B.C.R.A. >0,40	METODO B.C.R.A. >0,40
ASTM C 1028 (S.C.O.F.) ≥0,60 DRY ≥0,60 WET	ASTM C 1028 (S.C.O.F.) ≥0,60 DRY ≥0,60 WET
DIN 51130 R9	DIN 51130 R9
ISO 10545-13 RESISTE / RESISTANT	ISO 10545-13 RESISTE / RESISTANT
ISO 10545-14 5	ISO 10545-14 5

Strutturato 20x20 / 8"x8"	Antidrucciolo tipo T 20x20 / 8"x8"
ISO 10545-2 CONFORME / COMPLIES WITH	ISO 10545-2 CONFORME / COMPLIES WITH
ISO 10545-2 NON APPLICABILE / NOT APPLICABLE	ISO 10545-2 NON APPLICABILE / NOT APPLICABLE
ISO 10545-3 ≤0,1%	ISO 10545-3 ≤0,1%
ISO 10545-4 S ≥1500 N R ≥45 N/mm ²	ISO 10545-4 S ≥1500 N R ≥45 N/mm ²
EN 101 CONFORME / COMPLIES WITH	EN 101 CONFORME / COMPLIES WITH
ISO 10545-6 ≤130 mm ³	ISO 10545-6 ≤130 mm ³
ISO 10545-8 ≤7 MK ⁻¹	ISO 10545-8 ≤7 MK ⁻¹
ISO 10545-9 RESISTE / RESISTANT	ISO 10545-9 RESISTE / RESISTANT
ISO 10545-12 RESISTE / RESISTANT	ISO 10545-12 RESISTE / RESISTANT
METODO B.C.R.A. >0,40	METODO B.C.R.A. >0,40
ASTM C 1028 (S.C.O.F.) ≥0,60 DRY ≥0,60 WET	ASTM C 1028 (S.C.O.F.) ≥0,60 DRY ≥0,60 WET
DIN 51130 R11	DIN 51130 R12 V4
ISO 10545-13 RESISTE / RESISTANT	ISO 10545-13 RESISTE / RESISTANT
ISO 10545-14 5	ISO 10545-14 5

GRANI GLIATI

30x30 / 12"x12" **Matt - Strutt.** - 8,6 mm
30x30 / 12"x12" **Levigato Rettificato** - 8,0 mm



3yLP Bianco Lasa 30 Levigato*
30x30 - 12"x12"



3yL4 Luserna 30 Levigato*
30x30 - 12"x12"



3yL8 Rosa Baveno 30 Levigato*
30x30 - 12"x12"



3yL3 Serizzo 30 Levigato*
30x30 - 12"x12"




3yL5 Sienite 30 Levigato*
30x30 - 12"x12"



3yL0 Giallo Reale 30 Levigato*
30x30 - 12"x12"



3yLZ Terra di Siena 30 Levigato*
30x30 - 12"x12"



3yLL Grafite 30 Levigato*
30x30 - 12"x12"



3yLQ Libeccio 30 Levigato*
30x30 - 12"x12"



3yL1 Basalto 30 Levigato*
30x30 - 12"x12"




3yLØ Verde Giada 30 Levigato*
30x30 - 12"x12"



3yLM Verde Alpi 30 Levigato*
30x30 - 12"x12"

* RETTIFICATO. RECTIFIED.
RECTIFIE. GESCHLIFFEN. РЕТИФИЦИРОВАННАЯ

  **30x30**
U4 P4 E3 C2



3y0P Bianco Lasa 30 Matt
30x30 - 12"x12"



3y04 Luserna 30 Matt
30x30 - 12"x12"



3y08 Rosa Baveno 30 Matt
30x30 - 12"x12"



3y03 Serizzo 30 Matt
30x30 - 12"x12"



3y05 Sienite 30 Matt
30x30 - 12"x12"



3y00 Giallo Reale 30 Matt
30x30 - 12"x12"



3y0Z Terra di Siena 30 Matt
30x30 - 12"x12"



3y0L Grafite 30 Matt
30x30 - 12"x12"



3y0Q Libeccio 30 Matt
30x30 - 12"x12"



3y01 Basalto 30 Matt
30x30 - 12"x12"



3y00 Verde Giada 30 Matt
30x30 - 12"x12"



3y0M Verde Alpi 30 Matt
30x30 - 12"x12"

  **30x30 - Structuré**
U4 P4 E3 C2



3ySP Bianco Lasa 30 Strutturato
30x30 - 12"x12"



3yS4 Luserna 30 Strutturato
30x30 - 12"x12"



3yS8 Rosa Baveno 30 Strutturato
30x30 - 12"x12"



3yS3 Serizzo 30 Strutturato
30x30 - 12"x12"

GRANIGLIATI

20x20 / 8"x8" - 8,6 mm
 12,5x25 / 5"x10" - 8,0 mm



KYØP Bianco Lasa 20 Matt
20x20 - 8"x8"



KYØ4 Luserna 20 Matt
20x20 - 8"x8"



KYØ8 Rosa Baveno 20 Matt
20x20 - 8"x8"



KYØ3 Serizzo 20 Matt
20x20 - 8"x8"



GRANIGLIATI
20x20

U4 P4 E3 C2



KYSP Bianco Lasa 20 Strutturato
20x20 - 8"x8"



KYS3 Serizzo 20 Strutturato
20x20 - 8"x8"



GRANIGLIATI
20x20 - Structuré

U4 P4 E3 C2



KyPP Bianco Lasa 20 Sp 12 mm.
20x20 - 8"x8"



KyP3 Serizzo 20 Sp. 12 mm.
20x20 - 8"x8"



GRANIGLIATI - SPESSORATO
20x20 - Ep. 12,0 mm

U4 P4S E3 C2



KYTP Bianco Lasa 20 Antisdrucchio tipo T
20x20 - 8"x8"



GRANIGLIATI - ANTISDRUCCHIOLO
20x20 - Antidérapant T


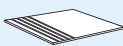

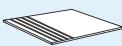















U4 P4 E3 C2




5W+P Bianco Lasa Matt 12,5x25
12,5x25 - 5"x10"



5W+8 Rosa Baveno Matt 12,5x25
12,5x25 - 5"x10"

GRANIGLIATI		PEZZI SPECIALI / PIÈCES SPÉCIALES SONDERTEILE / SPECIAL PIECES Специальные изделия.						
		 Gradino 8x20 - 3,2"x8"	 Gradino Matt 20x30 - 8"x12"	 Gradino Matt 30x30 - 12"x12"	 Grad. Strutturato 20x30 - 8"x12"	 Grad. Strutturato 30x30 - 12"x12"	 Battiscopa Matt 10x30 - 4"x12"	 Battis. Levigato 10x30 - 4"x12"
	Basalto	-	-	3yG1	-	-	6WØ1	6WL1
	Bianco Lasa	QGGP	QGDP	3yGP	QGSP	3yRP	6WØP	6WLP
	Giallo Reale	-	-	3yG0	-	-	6WØ0	6WLO
	Grafite	-	-	3yGL	-	-	6WØL	6WLL
	Libeccio	-	-	3yGQ	-	-	6WØQ	6WLQ
	Luserna	QGG4	QGD4	3yG4	-	3yR4	6WØ4	6WL4
	Rosa Baveno	QGG8	QGD8	3yG8	QGS8	3yR8	6WØ8	6WL8
	Serizzo	QGG3	QGD3	3yG3	QGS3	3yR3	6WØ3	6WL3
	Sienite	-	-	3yG5	-	-	6WØ5	6WL5
	Terra di Siena	-	-	3yGZ	-	-	6WØZ	6WLZ
	Verde Alpi	-	-	3yGM	-	-	6WØM	6WLM
	Verde Giada	-	-	3yGØ	-	-	6WØØ	6WLØ

GRANIGLIATI		PEZZI SPECIALI / PIÈCES SPÉCIALES SONDERTEILE / SPECIAL PIECES Специальные изделия.					
		 Sguscia C.B. 10x20 - 4"x8"	 Sguscia Angolo Esterno C.B. H. 10 - 4"	 Sguscia Angolo Interno C.B. H. 10 - 4"	 Racc. a Pavimento 10x20 - 4"x8"	 Angolo Esterno H. 10 - 4"	 Angolo Interno H. 10 - 4"
	Bianco Lasa	1WBP	8YEP	8YIP	1WØP	8WEP	8WAP
	Luserna	1WB4	8YE4	8YI4	1WØ4	8WS4	8WA4
	Rosa Baveno	1WB8	8YE8	8YI8	1WØ8	8WS8	8WA8
	Serizzo	1WB3	8YE3	8YI3	1WØ3	8WS3	8WA3